

Westside High School - Weekly Plan to Align Lessons (Week At a Glance) – SY 24-25



















Teacher: Finnegan/Sharfudeen

Subject: Science

Course: For. Sci.

Grade: 12

Date(s): 1/27-31

Standard: SFS3. Obtain, evaluate, and communicate information relating to biological evidence in forensic investigations.							
Assessment: <input checked="" type="checkbox"/> Quiz <input type="checkbox"/> Unit Test <input type="checkbox"/> Project <input checked="" type="checkbox"/> Lab <input type="checkbox"/> None							
	Pre-Teaching	Activation of Learning (5 min)	Focused Instruction (10 min) *I DO	Guided Instruction (10 min) *WE DO	Collaborative Learning (10 min) *Y'ALL DO	Independent Learning (10 min) *YOU DO	Closing (5 min)
	 Learning Target  Success Criteria 1  Success Criteria 2	<ul style="list-style-type: none"> Do Now Quick Write* Think/Pair/Share Polls Notice/Wonder Number Talks Engaging Video Open-Ended Question 	<ul style="list-style-type: none"> Think Aloud Visuals Demonstration Analogies* Worked Examples Nearpod Activity Mnemonic Devices* 	<ul style="list-style-type: none"> Socratic Seminar * Call/Response Probing Questions Graphic Organizer Nearpod Activity Digital Whiteboard 	<ul style="list-style-type: none"> Jigsaw* Discussions* Expert Groups Labs Stations Think/Pair/Share Create Visuals Gallery Walk 	<ul style="list-style-type: none"> Written Response* Digital Portfolio Presentation Canvas Assignment Choice Board Independent Project Portfolio 	<ul style="list-style-type: none"> Group Discussion Exit Ticket 3-2-1 Parking Lot Journaling* Nearpod
Monday	 I am learning about arson and ballistics.	Activating question on the board.	Instructions to complete the online webquest on Arson and Ballistics.	Instructions to complete the online webquest on Arson and Ballistics.		Students will complete webquest individually.	Question on arson related.
	 I can explain the role of forensic scientist in solving crime related to Arson and Ballistics.						
							
Tuesday	 I am learning about arson and ballistics.	Activating question on the board.	Instructions to complete the online webquest on Arson and Ballistics.	Instructions to complete the online webquest on Arson and Ballistics.		Students will complete webquest individually.	Verbal question on Arson.
	 I can explain the role of forensic scientist in solving crime related to Arson and Ballistics.						
							
Wednesday	 I am learning about arson and ballistics.	Question related to Arson on the board.	Students watch forensic file video.		Discussion on key features of the forensic file.	Students complete the forensic file analysis worksheet and turn it in.	Verbal question on the outcome of the forensic file case.
	 I can explain how forensic scientists solve crimes related to Arson.						
							
Thursday	 I am learning about arson and ballistics.	Question on the board.	Instructions to complete the online webquest on Arson and Ballistics.	Teachers will provide guided instructions to the students as needed.		Students will complete webquest individually.	Verbal question on webquest.
	 I can explain how forensic scientists solve crimes related to arson and ballistics.						
							
Friday	 I am learning about arson and ballistics.	Question on the board.	Instructions to Arson. Student take notes.			Quizziz on arson	Mini quizziz
	 I can explain how forensic scientists solve crimes related to arson and ballistics.						
							

*key literacy strategies